

WONDERFLOOR

www.wonderfloor.co.in

STONELAND MONZA

PRIME
SERIES

PUR

MADE
in
INDIA

High Performance
Luxury Vinyl Tiles

STONELAND MONZA




STN 01




STN 02



STN 03



STN 04




STN 05



STN 06




STN 07




STN 08




STN 09



STN 10



STN 11




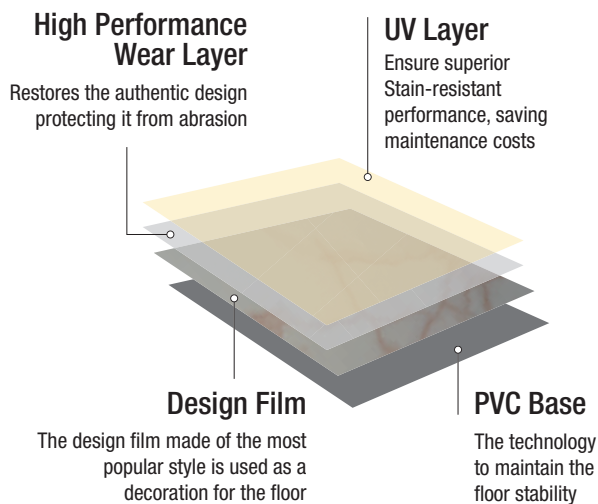
STN 12


STONELAND MONZA



Application areas

Hotels, Offices, Houses, Schools
Commercial buildings and Retail Spaces etc.



 When you install Wonderfloor products you are helping nature by minimising the usage of wood and natural stones. Our floorings are recyclable which contribute towards conserving nature.



Fire Resistant



Termite Proof



Environment Friendly



Moisture Proof

WONDERFLOOR - The world-class vinyl flooring is a quality product from RMG Polyvinyl India Limited, an ISO 9001:2015 systems certified company. We are the largest manufacturer & exporter of PVC floor coverings, film, sheeting and artificial leather. We manufacture a wide range of vinyl flooring in state-of-the art plant & machinery equipped with latest technology and optimum quality control. Wonderfloor has a wide sales distribution network across India.

STONELAND MONZA are the latest collection of PVC stone tiles. The shades and designs are carefully chosen to complement the natural stone. Manufactured with multi-layer technology, this premium flooring is highly suitable to handle heavy footfalls. The PUR protection layer ensures trouble free performance and enhance durability. Stoneland Monza reduces noise impact, is trendy, quick to install, easy to use and maintenance free. Finally, these are termite resistant, moisture resistant & fire resistant. Stoneland Monza tiles are recommended for hotels, stores, malls, cafeteria, auditorium, schools, banks, offices etc.

PERFORMANCE CHARACTERISTICS

CHARACTERISTICS	TEST METHOD	STONELAND MONZA
TYPE OF FLOORING	EN 649	RESILIENT FLOORING
THICKNESS (mm)	EN 428/IS: 3464	2.0 mm*
DIMENSION (SIZE)	EN 427/IS: 3464	457.2mm X 457.2mm (18" X 18")**
SQUARENESS	IS: 3464	≤ 0.25 mm
WEAR LAYER		0.20 mm (Heavy duty)
DENSITY	EN 430	3600g/m ²
DIMENSIONAL STABILITY	EN 434	≤ 0.25 %
RESIDUAL INDENTATION	EN 433	≤ 0.10 mm
COLOR FASTNESS	ISO 105 B02	CLASS 6
FIRE RATING	EN 13501 - 1	Bfl-S1
HORIZONTAL & VERTICAL BURNING TEST	IS 15061 - 2002	PASS (ARAI)
PERFORMANCE CLASSIFICATION	EN 685	34/41
ABRASION RESISTANCE	EN 660-2	Wear Group P
SOUND ABSORPTION	ISO 140-8/EN ISO 717-2	ΔLW=5db
SLIP RESISTANCE	DIN 51130	R9
BEARING CASTOR CHAIR	EN 425	SUITABLE / CONTINUOUS USE
SURFACE PROTECTION	PUR	PUR
MOISTURE MOVEMENT	APPENDIX B OF IS: 3462	≤ 0.40%
RESISTANCE TO STAINING	EN 423	PASS
PATTERN		STONE
PACKING DETAILS		20 pcs / box = 4.18 sqm / box (45 sq.ft)

*Thickness: 1.5 mm / 3.0 mm can be produced against bulk quantity orders.

**Tile sizes: 300 mm x 300mm / 228.60 mm x 914.40 mm can be produced against bulk quantity orders.



RECOMMENDATION FOR INSTALLATION

Wonderfloor tiles must be allowed to relax for 24 hours in room temperature between 18°C and 27°C prior to installation. Vinyl tiles are suitable for laying on any surface such as concrete, steel wooden floors etc. provided the sub-floor is even, hard and dry. Damp floors should be dried before the commencement of laying. Before installation, the base floor must be thoroughly clean, dry and free from grease & grit. Wonderfloor recommends use of Fevicol SR 998, Fevicol SR 505 or any other equivalent rubber/acrylic/water based adhesive of similar type.

MAINTENANCE

Do's: • After laying of flooring, the surface should be cleaned daily with damp mop and weekly or fortnightly with soap solution • Prevent point load indentation by covering your furniture legs with rubber stopper caps • To remove stubborn stains, rub the affected area immediately with a soft coir brush or fine steel wool soaked in a warm soap solution • Scuff marks on the floor can be removed with little application of diesel • Use door coir or suitable mats to minimize accumulation of dust on Wonderfloor vinyl flooring • Use water to remove any chemical spill on flooring.

Don'ts: • Do not use any strong detergent, harsh cleaning agent or dry steel wool • Throwing of lighted cigarette butts or match sticks on the floor should be avoided as it could lead to burn marks on the floor • Do not drag any heavy object or furniture on the flooring to avoid scratches on the floor.

For institutional/bulk enquiries, please e-mail : mkt@rmgpoly.com

or call : +91 9711200510

For export enquiries, please e-mail : info@rmgpoly.com

or call : +91 9873138885 / +91 9953208740

RMG POLYVINYL INDIA LIMITED

WONDERFLOOR is the registered Trade Mark of RMG Polyvinyl India Limited

