

WONDERFLOOR

www.wonderfloor.co.in

ORIION



**MADE
in
INDIA**

Classic Printed Flooring


ORIION



213101



213105




213106



213602




213603



213604



213605



213606




216701



216704



216705



216706

ORION



217601




217608




310901



310902




310903




310904




311001



311002



311003



311004



556711



556712

WONDERFLOOR

www.wonderfloor.co.in

ORIION



556713



556714



WONDERFLOOR - The world-class vinyl flooring is a quality product from RMG Polyvinyl India Limited, an ISO 9001:2015 systems certified company. We are the largest manufacturer & exporter of PVC floor coverings, film, sheeting and artificial leather. We manufacture a wide range of vinyl flooring in state-of-the art plant & machinery equipped with latest technology and optimum quality control. Wonderfloor has a wide sales distribution network across India.

ORIION is a printed range of flooring in pleasant printed designs and attractive colour combinations. It has a superior wear layer as compared to the thin residential range of floorings which makes it ideal for use as home flooring with light commercial activity and for shops & offices with medium traffic. It is available in wooden patterns, marble, geometric & other stone finishes in a very low gloss surface finish.

PERFORMANCE CHARACTERISTICS

CHARACTERISTICS	ORIION
TYPE	ROLL
THICKNESS (mm)	0.85
ROLL WIDTH (mtr)	2.00
ROLL LENGTH (mtr)	25
SURFACE TEXTURE	CLASSIC MAT



RECOMMENDATION FOR INSTALLATION

Wonderfloor sheet must be allowed to relax for 24 hours in room temperature between 18°C and 27°C prior to installation. Vinyl rolls are suitable for laying on any surface such as concrete, steel wooden floors etc. provided the sub-floor is even, hard and dry. Damp floors should be dried before the commencement of laying. Before installation, the base floor must be thoroughly clean, dry and free from grease & grit. Wonderfloor recommends use of Fevicol SR 998, Fevicol SR 505 or any other equivalent rubber/acrylic/water based adhesive of similar type.

MAINTENANCE

Do's: • After laying of flooring, the surface should be cleaned daily with damp mop and weekly or fortnightly with soap solution • Prevent point load indentation by covering your furniture legs with rubber stopper caps • To remove stubborn stains, rub the affected area immediately with a soft coir brush or fine steel wool soaked in a warm soap solution • Scuff marks on the floor can be removed with little application of diesel • Use door coir or suitable mats to minimize accumulation of dust on Wonderfloor vinyl flooring • Use water to remove any chemical spill on flooring.

Don'ts: • Do not use any strong detergent, harsh cleaning agent or dry steel wool • Throwing of lighted cigarette butts or match sticks on the floor should be avoided as it could lead to burn marks on the floor • Do not drag any heavy object or furniture on the flooring to avoid scratches on the floor.

For institutional/bulk enquiries, please e-mail : mkt@rmgpoly.com

or call : +91 9711200510

For export enquiries, please e-mail : info@rmgpoly.com

or call : +91 9873138885 / +91 9953208740

RMG POLYVINYL INDIA LIMITED

WONDERFLOOR is the registered Trade Mark of RMG Polyvinyl India Limited

