


**WONDERFLOOR**

[www.wonderfloor.co.in](http://www.wonderfloor.co.in)

**DURATEK**



**MADE  
in  
INDIA**

**Printed Flooring**

DURATEK



211101



211103



211901



211902




211903



211904



215901



215902



215904



215907



215908



216901



DURATEK



216902



216903



216908



219101



219102



219103



219104



219105



219106



219107



219108



219301

**WONDERFLOOR**

[www.wonderfloor.co.in](http://www.wonderfloor.co.in)

# DURATEK




219302




219303



219304




219305




219306



311701



311702



311704



312411



312412



312413



313201



# DURATEK



313202



313203



313204

**WONDERFLOOR** - The world-class vinyl flooring is a quality product from RMG Polyvinyl India Limited, an ISO 9001:2015 systems certified company. We are the largest manufacturer & exporter of PVC floor coverings, film, sheeting and artificial leather. We manufacture a wide range of vinyl flooring in state-of-the art plant & machinery equipped with latest technology and optimum quality control. Wonderfloor has a wide sales distribution network across India.

**Duratek** is a residential flooring available in a wide array of designs to match the ever changing needs of the residential segment. It is crafted keeping in mind an economical price point along with high feasibility and usability. Along with residential applications, Duratek is also well suited to be laid in offices, libraries, etc. The large range of designs ensures that all pallets are catered to.

## PERFORMANCE CHARACTERISTICS

CHARACTERISTICS	DURATEK
THICKNESS(mm)	1.00
TYPE	ROLL
ROLL WIDTH (mtr)	2.00
ROLL LENGTH (mtr)	20
PACKAGING: ONE ROLL	40 Sqm



### RECOMMENDATION FOR INSTALLATION

Wonderfloor sheet must be allowed to relax for 24 hours in room temperature between 18°C and 27°C prior to installation. Vinyl rolls are suitable for laying on any surface such as concrete, steel wooden floors etc. provided the sub-floor is even, hard and dry. Damp floors should be dried before the commencement of laying. Before installation, the base floor must be thoroughly clean, dry and free from grease & grit. Wonderfloor recommends use of Fevicol SR 998, Fevicol SR 505 or any other equivalent rubber/acrylic/water based adhesive of similar type.

### MAINTENANCE

Do's: • After laying of flooring, the surface should be cleaned daily with damp mop and weekly or fortnightly with soap solution • Prevent point load indentation by covering your furniture legs with rubber stopper caps • To remove stubborn stains, rub the affected area immediately with a soft coir brush or fine steel wool soaked in a warm soap solution • Scuff marks on the floor can be removed with little application of diesel • Use door coir or suitable mats to minimize accumulation of dust on Wonderfloor vinyl flooring • Use water to remove any chemical spill on flooring.  
 Don'ts: • Do not use any strong detergent, harsh cleaning agent or dry steel wool • Throwing of lighted cigarette butts or match sticks on the floor should be avoided as it could lead to burn marks on the floor • Do not drag any heavy object or furniture on the flooring to avoid scratches on the floor.

For institutional/bulk enquiries, please e-mail: [mkt@rmgpoly.com](mailto:mkt@rmgpoly.com)  
 or call: +91 9015313059 (Available between 10am-6.30pm)  
 For export enquiries, please e-mail : [info@rmgpoly.com](mailto:info@rmgpoly.com) or call : +91 9873138885

**RMG POLYVINYL INDIA LIMITED**  
 WONDERFLOOR is the registered Trade Mark of RMG Polyvinyl India Limited

